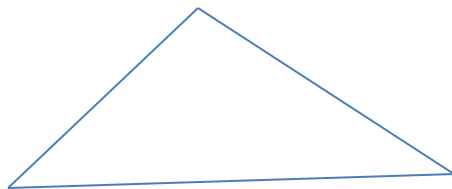


# The Sine Law

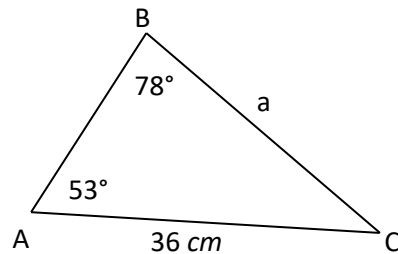
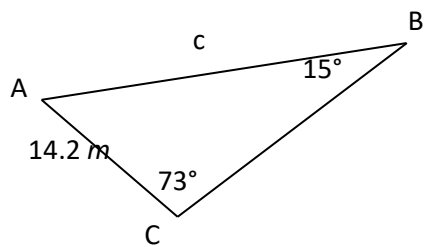
---

Today we will look at the sine law (or the “law of sines”). The formula we look at today will apply to **any triangle**, not just a right triangle.

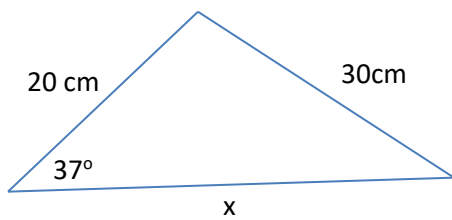
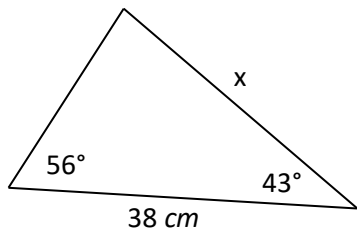
Label the triangle below using A, B and C as angles.



**Examples:** Use the sine law to solve for the missing side in each triangle below.



MCF3M



The sine law can also be used to solve for angles. Try the example below.

